

Kern County Sheriff/Coroner
Final Report

1

MODE **Undetermined**

CASE # **C02187-20**

Master File

STATUS **Autopsy**

DEPUTY **Brooke Hood**

CASE INFO

REPORTED BY Sgt. Rick Dossey	AGENCY Bakersfield Police Department	DATE 08-04-20	TIME 1305
NEWS RELEASE ****	NAME RELEASABLE ****	ROLL-OUT? Yes	# OF PHOTOS MEDIUM
SPECIAL CIRCUMSTANCES			

DECEDENT INFO

NAME (FIRST) Brynia	(MIDDLE) Kayle	(LAST) Harris-Czubko
AKA	DOE TYPE/NUMBER	PHONE
ADDRESS	CITY Bakersfield	STATE CA
ZIP 93301	SEX Female	RACE White
DOB	AGE 30	RELATED CASE NUMBERS
MARITAL STATUS Divorced	TOE TAG	SS #
HEIGHT	WEIGHT	HAIR
EYES		
DRIVER'S LIC # ****	STATE CA	HOW IDENTIFIED Dental

LEGAL NEXT OF KIN

PLACE/DEATH OCCURRED

DATE 08-04-20	FND	TIME 0949	DAY OF DEATH Tuesday	PRONOUNCED BY Bakersfield Police Department
PLACE OF DEATH Kern River			IP-ER/OP-DOA	FAC OTHER THAN HOSPITAL Other
FACILITY ADDRESS OR LOCATION WHERE FOUND 35.4454805, -118.7902033				CITY Bakersfield

INVESTIGATIVE SUMMARY

ADDITIONAL NARRATIVE ATTACHED ☐ YES ☒ NO

On August 4, 2020 at 1305 hours, a telephone call was received from Sergeant (Sgt.) Rick Dossey with the Bakersfield Police Department reporting a body that was found in the Kern River, east of the mouth of the canyon on Highway 178. He advised the Kern County Sheriff's Department Search and Rescue (SAR) was in the process of removing the decedent from the water.

I responded to the scene, arriving at 1402 hours. The scene was Highway 178, approximately 2 miles into the mouth of the Kern River Canyon. Mountains were to the south side of the roadway and a steep cliff descending to the river was to the north side of the highway.

Kern County Sheriff/Coroner
Final Report

2

MODE Undetermined

CASE # C02187-20

Master File

STATUS Autopsy

DEPUTY Brooke Hood

I viewed the decedent, who was lying in a supine position inside of a black body bag. She was absent of all clothing. Black bands were present to both wrists. She had a dark metal heart shaped ring to her right hand and a white metal ring to her left hand. A red anklet was present to her left ankle. She was in moderate stages of decomposition, with extreme bloating, discoloration and skin slippage. Small cuts and abrasions were noted throughout her body.

Due to the condition of the decedent's hands, I was unable to obtain fingerprints. Her hands were placed in white evidence preservation bags. The body bag was shut and sealed using blue lock tab #038024 at 1435 hours, in the presence of Detective Keith Cason.

The decedent was transported to the Kern County Coroner's Office for a forensic examination.

On August 27, 2020 the decedent was positively identified through dental radiographs as Brynia Kayle Harris-Czubko, a 30-year-old Caucasian female from Bakersfield, California.

After completing an investigation in conjunction with the Bakersfield Police Department, the cause and manner of death for Brynia Kayle Harris-Czubko could not be determined.

COPY

Kern County Sheriff/Coroner
Final Report

3	MODE Undetermined	CASE # C02187-20	Master File
	STATUS Autopsy	DEPUTY Brooke Hood	

MEDICAL

TRANSPORTED FROM ****	ADMITTED TO? ****	DATE ****	TIME ****	M/R ORDERED ****	MED REC # ****	BLOOD ORDERED ****
--------------------------	----------------------	--------------	--------------	---------------------	-------------------	-----------------------

CAUSE OF DEATH

CAUSE (A) Undetermined	TIME INTERVAL Unknown	BIOPSY PERFORMED? <input type="checkbox"/> YES <input checked="" type="checkbox"/> NO
DUE TO (B)		AUTOPSY PERFORMED? <input checked="" type="checkbox"/> YES <input type="checkbox"/> NO
(C)		AUTOPSY # A0864-20 YW EXAM # E0864-20 YW
(D)		INDIGENT #

OTHER SIGNIFICANT CONDITIONS CONTRIBUTING TO DEATH BUT NOT RELATED TO CAUSE GIVEN IN 107

None

WAS OPERATION PERFORMED FOR ANY CONDITION IN ITEM 107 OR 112? IF "YES" LIST TYPE OF OPERATION & DATE.

ATTENDING PHYSICIAN	PHONE	DATE LAST ATTENDED	CAUSE GIVEN BY Yulai Wang
PHYSICIAN TO SIGN D.C.	ADDRESS	PHONE	DATE 08-20-20 TIME 0913

INJURY

SPECIFY MODE Undetermined	PLACE OF INJURY	AT WK?	DATE	HOUR
LOCATION (include Zip Code)				
DESCRIBE HOW INJURY OCCURRED				

PROPERTY

PROPERTY? <input type="checkbox"/> YES <input checked="" type="checkbox"/> NO	PROP RLSD? <input type="checkbox"/> YES <input checked="" type="checkbox"/> NO	
--	---	--

LAW ENFORCEMENT

AGENCY Bakersfield Police Department	AGENT Detective Keith Cason	REPORT NUMBER 20-141963
--	---------------------------------------	-----------------------------------

AUTOPSY

ORDERED BY BH	DATE 08-04-20	TOX ORDERED Yes	TOX RECEIVED 09-11-20	AGENT(S) TO ATTEND
-------------------------	-------------------------	---------------------------	---------------------------------	--------------------



DISPO OF REMAINS

	DATE 9-9-20	TIME 1435	RELEASING OFFICIAL BY LARRY COOK
--	-----------------------	---------------------	--

☒ REVIEWED BY

COPY

Kern County Sheriff/Coroner
Final Report

4	MODE Undetermined	CASE # C02187-20	Master File
	STATUS Autopsy	DEPUTY Brooke Hood	
INVESTIGATING DEPUTY CORONER Brooke Hood		MANNER Undetermined	DATE CLOSED 12-30-2020
REPORTING DEPUTY CORONER (SIGNATURE) 		APPROVED BY (SIGNATURE) 	

COPY

ORIGINAL

**DONNY YOUNGBLOOD
SHERIFF-CORONER-PUBLIC ADMINISTRATOR**

**CORONER SECTION
1832 Flower Street
Bakersfield, CA 93305
Telephone: (661) 868-0100**

REPORT OF AUTOPSY

DECEDENT: Brynia Kayle Harris-Czubko

CASE: C02187-20

DATE OF EXAMINATION: August 20, 2020

TIME: 0913-1040 Hours

PERSONS PRESENT AT EXAMINATION:

Witnesses: Bakersfield Police Department, Detective Frank McIntyre and Police Lab
Technician Destinie Martinez

Autopsy Assistants: Ashely Lawrence and Ivon Valdez

FINAL DIAGNOSES

- I. Found floating in Kern River.
- II. Body decomposition, advanced state.
- III. No trauma found.
- IV. See toxicology report.

Circumstances: See investigator's report.

COPY

CAUSE OF DEATH: Undetermined.
MANNER OF DEATH: Undetermined.

EXTERNAL EXAMINATION:

The body is received in a zippered body bag identified with a Kern County Coroner tag, C02187-20, Jane "Brylia" Doe, Investigator Hood. The body is that of an unembalmed, refrigerated, decomposed, adult Caucasian female who appears about the reported age of 30 years. The body weighs 112 pounds, measures 67½ inches, and is very well built and well nourished. The skin is free of significant scars. Tattoos are not present.

The body shows advanced decomposition changes. The hair is partially sloughed off from the scalp at the back of the head. There is a general black discoloration with skin slippage. Mud/dirt is seen over the entire body.

The head is normocephalic and is partially covered by long brown straight hair. The eyes are decomposed. Upper and lower teeth are present. There is no trauma in the oral cavity. The neck is unremarkable. There is no chest deformity. The abdomen is not unusual. The genitalia are those of an adult female. There is a tampon in the vagina. The external genitalia and anus are unremarkable. The extremities are unremarkable.

EVIDENCE OF TRAUMATIC INJURY:

None.

CLOTHING:

No clothing came with the body.

EVIDENCE OF THERAPEUTIC INTERVENTION:

None.

Note: The following observations are limited to findings other than injuries, if described above.

INITIAL INCISION:

The body cavities are entered through the standard coronal incision and the standard Y-shaped incision. No foreign material is present in the mouth, upper airway and trachea.

NECK:

The neck organs are layerwise dissected and removed en bloc with the tongue. No lesions are present. Both hyoid bone and larynx are intact and without fractures. No hemorrhage is present. The tongue when sectioned shows no trauma.

CHEST/ABDOMINAL CAVITY:

Both pleural cavities contain small amounts of dark brown decomposition fluid. The lungs are well expanded. Soft tissues of the thoracic and abdominal walls show decomposition changes. The subcutaneous fat of the abdominal wall measures 2 cm. The organs of the abdominal cavity have a normal arrangement, and none are absent. The peritoneal cavity is without evidence of peritonitis.

COPY

SYSTEMIC AND ORGAN REVIEW

MUSCULOSKELETAL SYSTEM:

No abnormalities of the bony framework or muscles are present.

CARDIOVASCULAR SYSTEM:

The aorta is elastic and of even caliber throughout, with vessels distributing normally from it. There is no atherosclerosis or aneurysm.

Within the pericardial sac, there is a small amount of brown fluid. The heart weighs 180 grams. It has a normal configuration. The right ventricle is 0.2 cm and the left ventricle 1.0 cm thick. The chambers are normally developed and without mural thrombosis. The valves are unremarkable. The myocardium is unremarkable. There are no defects of the septum. The great vessels enter and leave in a normal fashion. The coronary ostia are widely patent. There is a normal pattern of coronary artery distribution. There is no coronary atherosclerosis. There is no blood within the heart and large blood vessels.

RESPIRATORY SYSTEM:

A small amount of secretions is found in the lower bronchial and upper respiratory passages. The mucosa is unremarkable. The left lung weighs 240 grams and the right lung 240 grams. The pulmonary vasculature is without thromboembolism.

GASTROINTESTINAL SYSTEM:

The esophagus is intact throughout. The stomach is empty. The mucosa is unremarkable.

The small intestine and colon are unremarkable. The appendix is present. The pancreas is unremarkable.

HEPATOBIILIARY SYSTEM:

The liver weighs 620 grams. The capsule is intact. The parenchyma is soft. The gallbladder contains no bile and no calculi. The periportal lymph nodes are not enlarged.

URINARY SYSTEM:

The left kidney weighs 60 grams and the right kidney 60 grams. The kidneys are normally situated. The capsules strip easily revealing a surface that is smooth. The corticomedullary demarcation is preserved. The pyramids are not remarkable. The urinary bladder is unremarkable. It contains no urine.

GENITAL SYSTEM:

The ovaries are not identified. The fallopian tubes and the uterus are unremarkable. The cervix and vagina are unremarkable.

HEMOLYMPHATIC SYSTEM:

The spleen weighs 40 grams. The capsule is intact and thin. The parenchyma is decomposed.

ENDOCRINE SYSTEM:

The thyroid, adrenals and pituitary gland are unremarkable. The parathyroid glands are not identified. The thymus is unremarkable.

SPECIAL SENSES:

The eyes are not dissected. The middle and inner ears are not dissected.

HEAD AND CENTRAL NERVOUS SYSTEM:

There is no subcutaneous or subgaleal hemorrhage in the scalp. The external periosteum and dura mater are stripped showing no fractures of the calvarium or base of the skull. There are no tears of the dura mater. There is no epidural, subdural or subarachnoid hemorrhage.

The brain weighs 960 grams and is decomposed. Anatomic landmarks cannot be identified. There is no hemorrhage.

SPINAL CORD:

The spinal cord is not dissected.

HISTOLOGIC SECTIONS:

Representative sections from various organs are preserved in 10% formalin.

TOXICOLOGY:

Chest cavity fluid and liver have been collected. An expanded toxicology screen is requested.

PHOTOGRAPHY:

Photographs have been taken prior to and during the course of the autopsy.

RADIOLOGY:

None.

DIAGRAMS USED:

Diagram forms were used during the performance of the autopsy. The diagrams are not intended to be facsimiles.

WITNESSES:

Bakersfield Police Department, Detective Frank McIntyre and Police Lab Technician Destinie Martinez

AUTOPSY ASSISTANT(S):

Ashely Lawrence and Ivon Valdez

COPY

OPINION:

The cause of death is undetermined. The decedent is found floating in the Kern River. The body shows an advanced state of decomposition. No traumatic injury is found at autopsy. Toxicology studies show ethanol, phenethylamine, cotinine and marijuana metabolites in the chest fluid specimen. The circumstances surrounding her death are not clear. The manner of death is classified as undetermined.



YULAI WANG, M.D.
BOARD CERTIFIED FORENSIC PATHOLOGIST

11-23-2020

DATE

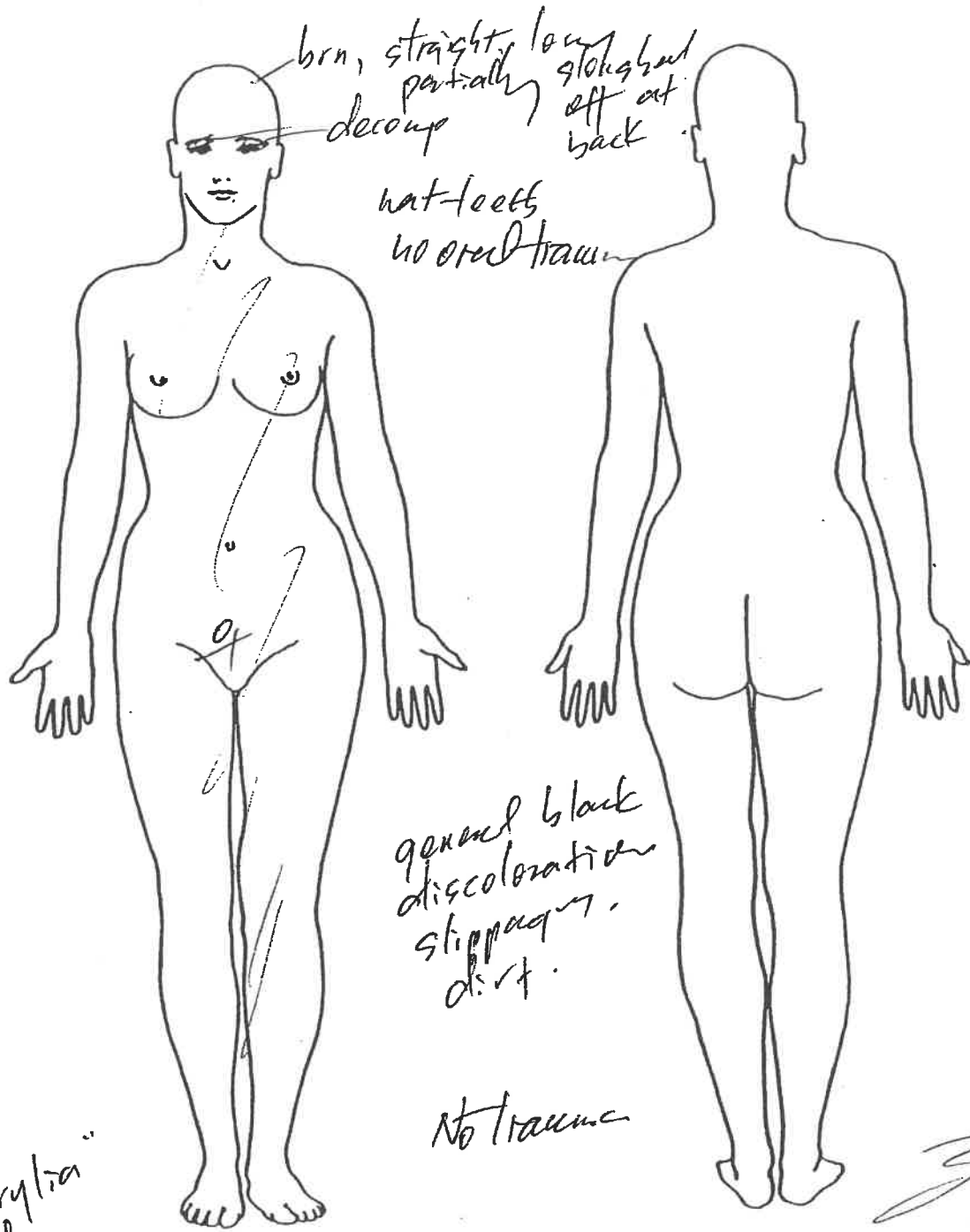
YW/mh

D: 08/20/2020 T: 08/25/2020

Revised: 11/22/2020

COPY

KERN COUNTY SHERIFF-CORONER'S OFFICE
1832 Flower Street, Bakersfield, CA 93305 (661) 868-0100



C02187-20
Doe, Jane "Brylia"
Inv. Hood.

[Signature]
8-20-2020

C02187-20
HARRIS-CZUBKO, Brynia Kayle
08/20/2020
YW

Hair Color Brown	Eye Color Brown
Teeth Nat	Clothing None
Weight 112	COPY
Height 67.5	
Rigor	Bik Bag
Livor	Seal No. (038324)
	C02187-20
	Jane Doe "Brylia"
	(Hood)

ORGAN WEIGHT (g)	Comments:		
HEART 180	RV: 0.2 LV: 1.0 IVS: 1.0	LAD: RCA: LC: LM:	TCV: PV: MV: AV:
LUNGS Left Right 240 240			
Thymus/Neck Organs			
SPLEEN & Lymphatic 40			
LIVER & GB + 620			
ADRENAL GLANDS			
PANCREAS			
KIDNEYS Left Right 60 60			
PELVIC ORGANS & Genitalia	UFOs: O.K. Ovaries not identified Urine (Vol/Color): 0		
G-I TRACT.	Appendix: (Y/N/U) Abdominal Fat: 2 (cm / in) Gastric (Volume/Contents):		
MUSCULOSKELETAL	Fractures:		
BRAIN 960	Decomp?		
OTHER			
TOX Expanded	SENT: Blood 10 ml site: L chest Liver _____ Cassettes _____ Blood _____ Site: _____ Muscle _____ Other _____ Urine _____ Vitreous _____ FTA Card: _____ <hr/> HOLD: Vitreous 0 Gastric _____ Liver 49g Blood 5 ml site: R chest Urine 0 FTA Cards 2 Blood 10 ml site: L chest Brain _____ Other _____ Bile _____ Spleen _____ Hair: 1		

C02187-20
HARRIS-CZUBKO, Brynia Kayle
08/20/2020
YW

Start Time: 0913
Stop Time: 1040

hrs A. Notracina FT Initials:
hrs B. Decomp
C. Seetox
ALIV
1 2

COPY

DONNY YOUNGBLOOD
Sheriff-Coroner
Public Administrator

SHERIFF'S OFFICE
COUNTY OF KERN

Telephone (661) 868-0100
Fax (661) 868-0149



1832 Flower Street
Bakersfield, California 93305

Autopsy Witness List

Decedent's Name: HARRIS-CZUBKO, Brynia Kayle

Case No.: C02187-20

Date: August 20, 2020

Time: _____

PLEASE SIGN IN

PLEASE PRINT

Last Name	First Name	Title	Organization	Purpose for Attending
Martinez	Destinie	Lab Tech	BPD	CSU
MURPHY	FRANK	DET	BPD	INV

PLEASE ADDRESS ALL COMMUNICATION TO THE SHERIFF

COPY

DONNY YOUNGBLOOD
Sheriff-Coroner
Public Administrator

SHERIFF'S OFFICE
COUNTY OF KERN

Telephone (661) 868-0100
Fax (661) 868-0149



1832 Flower Street
Bakersfield, California 93305

Evidence Collection List

Decedent's Name: HARRIS-CZUBKO, Brynia Kayle

Case No.: C02187-20

Date: August 20, 2020

Time: _____

PLEASE SIGN IN

PLEASE PRINT

Evidence Collected	Collected By	Released To	Department
Hand Preservation Bags		D. Martinez	BPD
Swabs from hands			
Blood Sample			

PLEASE ADDRESS ALL COMMUNICATION TO THE SHERIFF

COPY



NMS Labs

200 Welsh Road, Horsham, PA 19044-2208
Phone: (215) 657-4900 Fax: (215) 657-2972
e-mail: nms@nmslabs.com

Robert A. Middleberg, PhD, F-ABFT, DABCC-TC, Laboratory Director

CONFIDENTIAL

ORIGIN

Corrected Report

Report Issued 09/11/2020 18:05

Last Report Issued 09/10/2020 19:04

To: **10362**
Kern County Sheriff-Coroner
1832 Flower Street

Bakersfield, CA 93305

Patient Name HARRIS-CZUBKO, BRYNIA
KAYLE
Patient ID C02187-20
Chain NMSCP71851
Age Not Given DOB Not Given
Gender Female
Workorder 20258119

Page 1 of 3

Rec'd
9/11/20

Positive Findings:

Compound	Result	Units	Matrix Source
Ethanol	181	mg/dL	001 - Decomposition Fluid
Beta-Phenethylamine	Positive	ng/mL	001 - Decomposition Fluid
Cotinine	Positive	ng/mL	001 - Decomposition Fluid
Delta-9 Carboxy THC	7.0	ng/mL	001 - Decomposition Fluid
Delta-9 THC	3.0	ng/mL	001 - Decomposition Fluid

See Detailed Findings section for additional information

Testing Requested:

Analysis Code	Description
8052FL	Postmortem, Expanded, Fluid (Forensic)

Specimens Received:

ID	Tube/Container	Volume/ Mass	Collection Date/Time	Matrix Source	Miscellaneous Information
001	Gray Top Tube	7.75 mL	08/20/2020 09:50	Decomposition Fluid	

All sample volumes/weights are approximations.

Specimens received on 08/21/2020.

COPY



CONFIDENTIAL

Workorder 20258119
Chain NMSCF 351
Patient ID C02187-20

Page 2 of 3

Detailed Findings:

Analysis and Comments	Result	Units	Rpt. Limit	Specimen Source	Analysis By
Ethanol	181	mg/dL	10	001 - Decomposition Fluid	Headspace GC
Beta-Phenethylamine	Positive	ng/mL	1200	001 - Decomposition Fluid	GC/MS
Cotinine	Positive	ng/mL	12	001 - Decomposition Fluid	GC/MS
Delta-9 Carboxy THC	7.0	ng/mL	5.0	001 - Decomposition Fluid	LC-MS/MS
Delta-9 THC	3.0	ng/mL	0.50	001 - Decomposition Fluid	LC-MS/MS
Ethanol	Confirmed	mg/dL	10	001 - Decomposition Fluid	Headspace GC

Other than the above findings, examination of the specimen(s) submitted did not reveal any positive findings of toxicological significance by procedures outlined in the accompanying Analysis Summary.

Reference Comments:

1. Beta-Phenethylamine (PEA) - Decomposition Fluid:

Beta-Phenethylamine is a decomposition product. The reported qualitative result for this substance was based upon a single analysis only. If confirmation testing is required please contact the laboratory.

2. Cotinine (Nicotine Metabolite) - Decomposition Fluid:

Cotinine is a metabolite of nicotine and may be encountered in the fluids and tissues of an individual as a result of tobacco exposure. Anabasine is a natural product occurring in tobacco, but not in pharmaceutical nicotine and a separate test for anabasine in urine can be used to distinguish tobacco from pharmaceutical nicotine use. The reported qualitative result for this substance is indicative of a finding commonly seen following typical use and is usually not toxicologically significant. If confirmation testing is required please contact the laboratory.

3. Delta-9 Carboxy THC (Inactive Metabolite) - Decomposition Fluid:

Delta-9-THC is the principle psychoactive ingredient of marijuana/hashish. Delta-9-carboxy-THC (THCC) is the inactive metabolite of THC.

4. Delta-9 THC (Active Ingredient of Marijuana) - Decomposition Fluid:

Delta-9-THC is the principle psychoactive ingredient of marijuana/hashish. Delta-9-carboxy-THC (THCC) is the inactive metabolite of THC.

5. Ethanol (Ethyl Alcohol) - Decomposition Fluid:

Ethyl alcohol (ethanol, drinking alcohol) is a central nervous system depressant and can cause effects such as impaired judgment, reduced alertness and impaired muscular coordination. Ethanol can also be a product of decomposition or degradation of biological samples.

Sample Comments:

001 * Patient Name modified 09/11/20. Previous value: DOE, JANE B

001 Physician/Pathologist Name: Dr. Wang

001 Due to the nature of this specimen, some analytes may not be detected by GCMS Qualitative analysis.

Unless alternate arrangements are made by you, the remainder of the submitted specimens will be discarded one (1) year from the date of this report; and generated data will be discarded five (5) years from the date the analyses were performed.

Workorder 20258119 was electronically signed on 09/11/2020 17:32 by:

William H. Anderson

William H. Anderson, Ph.D., F-ABFT
Forensic Toxicologist

COPY

NMS v.19.0



CONFIDENTIAL

Workorder 2025811~
Chain NMSCF 351
Patient ID C02187-20

Page 3 of 3

Analysis Summary and Reporting Limits:

All of the following tests were performed for this case. For each test, the compounds listed were included in the scope. The Reporting Limit listed for each compound represents the lowest concentration of the compound that will be reported as being positive. If the compound is listed as None Detected, it is not present above the Reporting Limit. Please refer to the Positive Findings section of the report for those compounds that were identified as being present.

Acode 50013FL - Cannabinoids Confirmation, Fluid - Decomposition Fluid

-Analysis by High Performance Liquid Chromatography/ Tandem Mass Spectrometry (LC-MS/MS) for:

<u>Compound</u>	<u>Rpt. Limit</u>	<u>Compound</u>	<u>Rpt. Limit</u>
11-Hydroxy Delta-9 THC	1.0 ng/mL	Delta-9 THC	0.50 ng/mL
Delta-9 Carboxy THC	5.0 ng/mL		

Acode 52250FL - Alcohols and Acetone Confirmation, Fluid - Decomposition Fluid

-Analysis by Headspace Gas Chromatography (GC) for:

<u>Compound</u>	<u>Rpt. Limit</u>	<u>Compound</u>	<u>Rpt. Limit</u>
Acetone	5.0 mg/dL	Isopropanol	5.0 mg/dL
Ethanol	10 mg/dL	Methanol	5.0 mg/dL

Acode 8052FL - Postmortem, Expanded, Fluid (Forensic) - Decomposition Fluid

-Analysis by Colorimetry (C) for:

<u>Compound</u>	<u>Rpt. Limit</u>	<u>Compound</u>	<u>Rpt. Limit</u>
Salicylates	200 mcg/mL		

-Analysis by Enzyme-Linked Immunosorbent Assay (ELISA) for:

<u>Compound</u>	<u>Rpt. Limit</u>	<u>Compound</u>	<u>Rpt. Limit</u>
Benzodiazepines	100 ng/mL	Cocaine / Metabolites	20 ng/mL
Buprenorphine / Metabolite	0.50 ng/mL	Opiates	20 ng/mL
Cannabinoids	10 ng/mL	Oxycodone / Oxymorphone	10 ng/mL

-Analysis by Gas Chromatography/Mass Spectrometry (GC/MS) for: The following is a general list of compound classes included in the Gas Chromatographic screen. The detection of any particular compound is concentration-dependent. Please note that not all known compounds included in each specified class or heading are included. Some specific compounds outside these classes are also included. For a detailed list of all compounds and reporting limits included in this screen, please contact NMS Labs.

Amphetamines, Analgesics (opioid and non-opioid), Anorectics, Antiarrhythmics, Anticholinergic Agents, Anticonvulsant Agents, Antidepressants, Antiemetic Agents, Antihistamines, Antiparkinsonian Agents, Antipsychotic Agents, Antitussive Agents, Antiviral Agents, Calcium Channel Blocking Agents, Cardiovascular Agents (non-digitalis), Local Anesthetics Agents, Muscle Relaxants and Stimulants (Amphetamine-like and others).

-Analysis by Gas Chromatography/Mass Spectrometry (GC/MS) for: Anesthetics, Anticoagulant Agents, Antifungal Agents, Antihypertensive Agents, Anxiolytics (Benzodiazepine and others), Hypnosedatives (Barbiturates, Non-Benzodiazepine Hypnotics, and others) and Non-Steroidal Anti-Inflammatory Agents (excluding Salicylate).

-Analysis by Headspace Gas Chromatography (GC) for:

<u>Compound</u>	<u>Rpt. Limit</u>	<u>Compound</u>	<u>Rpt. Limit</u>
Acetone	5.0 mg/dL	Isopropanol	5.0 mg/dL
Ethanol	10 mg/dL	Methanol	5.0 mg/dL

COPY NMS v.19.0

11/1/21, 9:26 AM

Gmail - Fwd: Dash am



Karen [REDACTED]@gmail.com>

Fwd: Dash am

1 message

To: [REDACTED]@yahoo.com>
[REDACTED]@gmail.com

Wed, Oct 27, 2021 at 8:17 PM

Sent from my iPhone

Begin forwarded message:

From: [REDACTED]@yahoo.com>
Date: August 5, 2020 at 1:43:50 PM PDT
To: fjuarez@bakersfieldpd.us
Subject: Dash am

Sent from my iPhone

 **Video.MOV**
6117K

11/1/21, 9:26 AM

Gmail - Fwd: Dash am



Karen [REDACTED]@gmail.com>

Fwd: Dash am

1 message

[REDACTED]@yahoo.com>
To: [REDACTED]@gmail.com

Wed, Oct 27, 2021 at 9:12 PM

This is coming up

Sent from my iPhone

Begin forwarded message:

From: [REDACTED]@yahoo.com>
Date: August 5, 2020 at 1:43:10 PM PDT
To: fjuarez@bakersfieldpd.us
Subject: Dash am

Sent from my iPhone

 **Video.MOV**
6042K